

Chebyshev expansion for impurity models using matrix product statesMartin Ganahl,^{1,*} Patrik Thunström,² Frank Verstraete,^{3,4} Karsten Held,² and Hans Gerd Evertz¹¹*Institut für Theoretische Physik, Technische Universität Graz, 8010, Graz, Austria*²*Institute of Solid State Physics, Vienna University of Technology, 1040, Vienna, Austria*³*Faculty of Physics, University of Vienna, Boltzmannngasse 5, 1090, Vienna, Austria*⁴*Department of Physics and Astronomy, Ghent University, Ghent, Belgium*

(Received 30 April 2014; revised manuscript received 15 July 2014; published 30 July 2014)

We improve a recently developed expansion technique for calculating real-frequency spectral functions of any one-dimensional model with short-range interactions, by postprocessing computed Chebyshev moments with linear prediction. This can be achieved at virtually no cost, and in sharp contrast to existing methods based on the dampening of the moments, improves the spectral resolution rather than lowering it. We validate the method for the exactly solvable resonating level model and the single impurity Anderson model. It is capable of resolving sharp Kondo resonances, as well as peaks within the Hubbard bands when employed as an impurity solver for dynamical mean-field theory. Our method works at zero temperature and allows for arbitrary discretization of the bath spectrum. It achieves similar precision as the dynamical density matrix renormalization group, at lower cost. We also propose an alternative expansion, of $\mathbb{1} - \exp(-\tau H)$ instead of the usual H , which opens the possibility of using established methods for the time evolution of matrix product states to calculate the spectral functions directly.

DOI: [10.1103/PhysRevB.90.045144](https://doi.org/10.1103/PhysRevB.90.045144)

PACS number(s): 71.10.-w

I. INTRODUCTION

For one-dimensional (1D) strongly correlated quantum systems, the density matrix renormalization group (DMRG) [1,2] and matrix product states (MPS) in general [3,4] have emerged as a powerful tool for the calculation of ground-state and excited-state properties. Since its invention, the DMRG has been extended to treat dynamical correlation functions [5,6] as well as real-time evolution [7–10], and nowadays is considered the method of choice for tackling 1D quantum systems.

Regarding spectral functions, the first attempt with DMRG involved a continued fraction expansion [11]. This method failed, however, to produce reliable results for large systems. A major improvement was the introduction of the correction vector (CV) method [5] and its variational dynamical DMRG (DDMRG) formulation [6]. Both methods are known to give highly accurate spectral functions for 1D systems. They suffer, however, from two major drawbacks: First, one has to invert a large, non-Hermitian and possibly ill-conditioned system of equations in a DMRG-like fashion, and second, one has to do full DMRG-like calculations for every single ω value. A similar approach has also been proposed by the authors of [12], where the CV method was used as an impurity solver within dynamical mean-field theory (DMFT) [13–16] for a multi-orbital system.

More recently, the continued fraction expansion has been combined with an MPS parametrization of the Krylov vectors [17,18], yielding decreased computational cost as compared to the DDMRG [6] method while giving results of comparable accuracy. In other recent work [19], MPS methods were combined with the Chebyshev expansion technique of the Kernel polynomial method (KPM) [20] to obtain highly accurate spectral functions for the isotropic Heisenberg model.

In the present paper, we propose to extend the KPM by postprocessing computed Chebyshev moments with linear

prediction, which drastically improves the spectral resolution while the Chebyshev moments are accessible with far lower computational effort compared to DDMRG [19]. We also extend the approach to treat interacting quantum impurity problems and implement a DMFT self-consistency cycle with the improved KPM as an impurity solver. Our approach avoids the simultaneous targeting of ground state and excited state necessary in DDMRG, which may be especially important for multi-orbital impurity solvers. For the single impurity Anderson model (SIAM) [21], we obtain accurate results over a broad parameter range. For the DMFT, our results show a sharp peak within the Hubbard bands of the Hubbard model in the vicinity of the Mott-Hubbard transition. We also introduce an expansion in powers of $\mathbb{1} - \exp(-\tau H)$ instead of H , which completely avoids an energy truncation necessary in the original KPM method and leads to improved stability. In general, the advantages of the proposed Chebyshev expansion of MPS are as follows: (i) the spectral function can be calculated directly for real frequencies, also at zero temperature; (ii) the flexibility to arbitrarily discretize the hybridization function allows for good energy resolution at all frequencies, and results as precise as DDMRG; and (iii) the method is applicable not only to impurity models, but to any 1D model with short-range interactions.

II. METHODS AND MODELS**A. Kernel polynomial method**

The kernel polynomial method [20,22,23] is a numerical method for expanding Green's functions $G(k, \omega)$ and spectral functions $A(k, \omega)$ of many-body quantum systems in orthogonal Chebyshev polynomials $T_n(\omega) = \cos[n \arccos(\omega)]$. To make this document self-contained, we will in the following describe the basic properties of the KPM. In the mathematical literature, two types of Chebyshev polynomials are used: those of the first and those of the second kind. For the spectral function,

*Corresponding author: martin.ganahl@gmail.com

we will only need those of the first kind, which will be called Chebyshev polynomials henceforth.

For a quantum system with Hamiltonian H at temperature $T = 0$, the spectral function for the unoccupied part $[A^+(\omega)]$ and occupied part $[A^-(\omega)]$ of the spectrum has the form

$$A^+(\omega) = \langle \Psi_0 | c \delta(\omega - (H - E_0)) c^\dagger | \Psi_0 \rangle, \quad (1)$$

$$A^-(\omega) = \langle \Psi_0 | c^\dagger \delta(\omega - (H - E_0)) c | \Psi_0 \rangle, \quad (2)$$

where we shifted the (nondegenerate) ground state $|\Psi_0\rangle$ to zero energy; c and c^\dagger are bosonic or fermionic annihilation and creation operators, respectively. The Chebyshev expansion converges only in the interval $[-1, 1]$ since the Chebyshev polynomials $T_n(\omega)$ are unbounded as a function of their order n for all $|\omega| > 1$. The Hamiltonian therefore has to be rescaled by some factor a , such that the single-particle excitation energies are moved into the interval $[-1, 1]$

$$H \rightarrow f(H) \equiv \tilde{H} \equiv \frac{H - E_0}{a}, \quad (3)$$

where we have defined a mapping function $f(H)$. Henceforth, we assume that H has been rescaled to \tilde{H} (see also Secs. II B and II C).

By inserting a representation of the Dirac delta function in terms of the orthogonal Chebyshev polynomials

$$\delta(\omega - \tilde{H}) = \frac{1}{\pi \sqrt{1 - \omega^2}} \left(1 + 2 \sum_{n=1}^{\infty} T_n(\tilde{H}) T_n(\omega) \right) \quad (4)$$

into Eq. (1), one arrives at

$$A^+(\omega) = \frac{1}{\pi \sqrt{1 - \omega^2}} \left(\underbrace{\langle \Psi_0 | c c^\dagger | \Psi_0 \rangle}_{\mu_0^+} + 2 \sum_{n=1}^{\infty} \underbrace{\langle \Psi_0 | c T_n(\tilde{H}) c^\dagger | \Psi_0 \rangle}_{\mu_n^+} T_n(\omega) \right). \quad (5)$$

The method amounts to computing the expectation values $\mu_n^+ = \langle \Psi_0 | c T_n(\tilde{H}) c^\dagger | \Psi_0 \rangle$ of the n th Chebyshev polynomial. For many-body systems, this is of course a highly nontrivial task.

The Chebyshev polynomials satisfy the recursion relation

$$\begin{aligned} T_0(\tilde{H}) &= \mathbb{1}, \\ T_1(\tilde{H}) &= \tilde{H}, \\ T_n(\tilde{H}) &= 2\tilde{H}T_{n-1}(\tilde{H}) - T_{n-2}(\tilde{H}). \end{aligned} \quad (6)$$

The computation of $\mu_n^+ = \langle \Psi_0 | c T_n(\tilde{H}) c^\dagger | \Psi_0 \rangle$ can therefore be performed through a corresponding recursion relation for the many-body quantum states

$$\begin{aligned} |t_0\rangle &= c^\dagger | \Psi_0 \rangle, \\ |t_1\rangle &= \tilde{H} | t_0 \rangle, \\ |t_n\rangle &= 2\tilde{H} | t_{n-1} \rangle - | t_{n-2} \rangle, \\ \mu_m^+ &= \langle t_0 | t_m \rangle. \end{aligned} \quad (7)$$

If \tilde{H} has been properly rescaled, then this recursion relation will converge. The product relations of the Chebyshev polynomials allow the moments μ_{2n}^+ and μ_{2n+1}^+ to be calculated already from the states $|t_n\rangle$ and $|t_{n+1}\rangle$ using [20]

$$\begin{aligned} \mu_{2n}^+ &= 2\langle t_n | t_n \rangle - \mu_0^+, \\ \mu_{2n+1}^+ &= 2\langle t_{n+1} | t_n \rangle - \mu_1^+. \end{aligned} \quad (8)$$

If not stated otherwise, the results in this paper were obtained from these reconstructed moments. The above procedure requires only the ability of applying an operator \tilde{H} to a state $|t_m\rangle$ and of computing overlaps of the resulting states with $|t_0\rangle$ or $|t_{m-1}\rangle$. The moments for the occupied part of the spectrum (μ^-) can be generated by changing c^\dagger to c in the first line of Eq. (7). The full spectral function $A(\omega)$ is obtained by combining μ_n^+ and μ_n^- , and using $T_n(-\omega) = (-1)^n T_n(\omega)$:

$$\begin{aligned} A(\omega) &= A^+(\omega) + A^-(\omega) \\ &= \frac{1}{\pi \sqrt{1 - \omega^2}} \left([\mu_0^+ + \mu_0^-] \right. \\ &\quad \left. + 2 \sum_n [\mu_n^+ + (-1)^n \mu_n^-] T_n(\omega) \right) \\ &= \frac{1}{\pi \sqrt{1 - \omega^2}} \left(\mu_0 + 2 \sum_n \mu_n T_n(\omega) \right), \end{aligned} \quad (9)$$

where $\mu_n \equiv \mu_n^+ + (-1)^n \mu_n^-$. Note that the decay of the positive (negative) moments μ^+ (μ^-) with n is qualitatively different from that of μ_n : The spectral function $A^+(\omega)$ [$A^-(\omega)$] has a step at the Fermi energy $\omega = 0$, which corresponds to an *algebraic* decay of μ^+ (μ^-) [24] of order 1 ($\mu^+ \propto \frac{1}{n}$). The added moments μ_n , on the other hand, correspond to a smooth analytic spectral function for which the moments converge much faster (exponentially) to zero [24].

B. MPS implementation and energy truncation

The recursion relation given by Eq. (7) can be implemented straightforwardly in an MPS framework [19]. For this purpose, the Hamiltonian \tilde{H} is brought into a matrix product operator (MPO) form [3,25], formally similar to the MPS representation of a quantum state. The auxiliary dimension D^{MPO} of the corresponding MPO matrices is typically between 4 and 6. In general, the application of an MPO of bond dimension D^{MPO} to an MPS of bond dimension χ (denoted $|\chi\rangle$ in the following) leads to an MPS with increased bond dimension $\chi' = D^{\text{MPO}} \chi$. To make successive applications like in Eq. (7) feasible, the state is then *compressed* by a variational procedure [3] back to bond dimension χ . This is the same procedure as done in standard DMRG calculations. The corresponding systematic error is quantified by the fidelity $\epsilon = |||\chi\rangle - |\chi'\rangle|/|||\chi'\rangle|$, which measures the relative distance of the compressed and original state, and can be estimated by the truncated weight, which is the sum of the discarded eigenvalues of the density matrix [3,4].

When \tilde{H} has not been rescaled over the full bandwidth of H , compression reintroduces modes with energies outside the convergence interval ($|E| > 1$), which would result in a rapidly diverging recurrence. To overcome this divergence, an

energy-truncation scheme has to be used to project out such high-energy modes, at the cost of introducing a new systematic error and extra computational effort. In Sec. II C we present a generalization of the KPM method without any need for energy truncation.

Energy truncation is done similar to a DMRG run [19] by sweeping back and forth (E_{sweep} times each) through the system. At each site, high-energy modes are projected out by applying a projection operator. It is obtained by a Lanczos tridiagonalization, which yields a set of approximate eigenenergies E_n and eigenstates $|E_n\rangle$. The projection operator \mathcal{P} projecting out modes with $|E_n| > 1$ is then given by $\mathcal{P} = \mathbb{1} - \sum_{|E_n| > 1}^{D_{\text{max}}} |E_n\rangle\langle E_n|$. D_{max} is the number of steps in the Lanczos procedure. For a detailed study on the effect of the D_{max} on the accuracy of the moments μ_m see [19]. The appropriate size of D_{max} depends on the rescaling parameter a , which determines the level-spacing of H/a . If the recurrence relation shows divergence, D_{max} is increased until the recursion becomes stable. Further runs with different a and D_{max} are required to ensure the parameter independence of the results. We typically used a equal to 10–20 times the bandwidth $2D$, and $D_{\text{max}} = 5$ –30. When a is chosen too small, it cannot be compensated by increasing D_{max} or E_{sweeps} , and the results become unstable.

An additional drawback of the energy truncation approach is that in contrast to ground-state or compression algorithms, it is *not variational* in character, hence no notion of optimality can be associated with it, and the convergence of the method is not guaranteed. Energy truncation has been speculated to be the major limiting factor of accuracy [19]. In our calculations, we find that both the usual matrix compression *and* energy truncation limit the accuracy of a simulation.

C. Expansion of $1 - \exp[-\tau H]$

For convergence of the Chebyshev recurrence, any one-to-one mapping $f(H)$ of the spectrum of H into $[-1, 1]$ is sufficient. A natural choice for $f(H)$ is to employ the exponential function, $\exp[-\tau(H - E_0 + \epsilon)]$, where E_0 is the ground-state energy, and $\epsilon > 0$ is a small energy shift which avoids getting too close to the boundary $f = 1$. Due to the boundedness of the exponential function, energy truncation can be omitted. Another advantage of this approach is that one can use a Trotter-decomposition of $\exp[-\tau(H - E_0 + \epsilon)]$, with sufficiently small τ , which is a standard tool for solving time-dependent many-body systems [7–9]. For small τ , $\exp[-\tau(H - E_0 + \epsilon)] \approx 1 - \tau(H - E_0 + \epsilon)$, and thus the spectral resolution is approximately constant. Note that $1/\tau$ is similar to a rescaling parameter a . In the present paper, we use $\tau = 0.01$ and calculate $\exp[-\tau(H - E_0)]$ in a single breakup. For larger τ one could either use a higher-order Trotter scheme or use a breakup with $\tau' = \tau/n$, applied n times.

However, the positive and negative branches of the zero frequency peak of $A(\omega)$ now have to be calculated separately and then patched to give the full spectral function. A substantial drawback of this procedure is that both patches contain a jump at the Fermi energy $\omega = 0$ (which is mapped to $\tilde{\omega} = 1$). Using Eq. (9) on the moments $\tilde{\mu}_n^\pm$ of $f(H)$ results in a spectral function where the Fermi edge of the hole part is mapped to $\tilde{\omega} = -1$ and the Fermi edge of the particle part is mapped to $\tilde{\omega} = 1$. Thus, the resulting function has *two jumps*. The added

moments $\tilde{\mu}_n$ then decay only algebraically, which requires many moments to be calculated and which is not well suited for linear prediction (see below).

The disadvantages are avoided by calculating the Chebyshev moments of $f(H) = \mathbb{1} - \exp[-\tau(H - E_0)]$. Then the spectral function is smooth over the whole expansion interval. As a result, Eq. (9) can be used to good advantage and the full spectral function $\tilde{A}(\tilde{\omega})$ of $f(H)$ can be obtained via moments $\mu_n = \mu_n^+ + (-1)^n \mu_n^-$. It can be mapped back to $A(\omega)$ by plotting $\tau(1 - \tilde{\omega})\tilde{A}(\tilde{\omega})$ vs. $-\ln(1 - \tilde{\omega})/\tau$. We show the initial results with this improved expansion in Sec. III B 4.

D. Linear prediction

Steps and sharp features of $A(\omega)$ will quite generally lead to ringing artifacts, known as Gibbs oscillations, due to the necessarily finite expansion order of the moments μ_n . The usual remedy [20] is to multiply μ_n by damping factors g_n , i.e., $\hat{\mu}_n = \mu_n g_n$, and using $\hat{\mu}_n$ instead of μ_n in Eq. (9). Different damping factors g_m are related to different constraints on the expansion of $A(\omega)$ (like causality, smoothness, and so on), and have been extensively discussed in the literature [20]. A common choice [20] is Lorentz damping

$$g_n^L(\gamma) = \frac{\sinh[\gamma(1 - \frac{n}{K})]}{\sinh(\gamma)}, \quad (10)$$

where K is the finite number of Chebyshev polynomials employed and γ is a parameter.

While removing unwanted Gibbs oscillations to an extent depending on γ , this damping also leads to a reduction of spectral resolution. In the following we will present a different approach to correct Gibbs oscillations by numerically predicting the decay of the moments μ_m , using a linear prediction algorithm [26,27].

Linear prediction is a simple yet powerful tool to predict the behavior of a time series of equidistant data points. It is based on the ansatz that a data point x_n can be approximated by a fixed linear combination of the previous L data points:

$$x_n \approx \tilde{x}_n \equiv - \sum_{j=1}^L a_j x_{n-j}. \quad (11)$$

The fixed coefficients $\{a_j\}$ are obtained (“trained”) by minimizing the cost function

$$\mathcal{F} = \sum_{n=L+1}^T w_n |\tilde{x}_n - x_n|^2, \quad (12)$$

using a *training window* of T known data points. Here, w_n is a weighting function which we choose to be constant. The minimizing condition $\nabla_{\mathbf{a}^*} \mathcal{F} = 0$ yields a set of linear equations, also known as the normal equations:

$$\begin{aligned} \mathbf{R}\mathbf{a} &= -\mathbf{r}, \\ R_{ij} &= \sum_{n=L+1}^T w_n x_{n-i}^* x_{n-j}, \\ r_i &= \sum_{n=L+1}^T w_n x_{n-i}^* x_n, \end{aligned} \quad (13)$$

with $1 \leq i, j \leq L$. The coefficients in \mathbf{a} are obtained by inverting the matrix R , i.e., in vector notation $\mathbf{a} = R^{-1}\mathbf{r}$. For reasons of numerical stability of the algorithm, we use a pseudo-inverse with a cutoff δ instead of the full inverse of R . Once the coefficients a_j have been found, the data points at $L+k$ ($k > 0$) can be predicted as

$$\tilde{x}_{L+k} = \sum_{j=1}^L [M^k]_{1j} x_{L+1-j}, \quad (14)$$

where M is the companion matrix [28]

$$M = \begin{pmatrix} -a_1 & -a_2 & -a_3 & \dots & -a_L \\ 1 & 0 & 0 & \dots & 0 \\ 0 & 1 & 0 & \dots & 0 \\ \vdots & \ddots & \ddots & \ddots & \vdots \\ 0 & 0 & \dots & 1 & 0 \end{pmatrix}.$$

The sequence of predicted data points will diverge if M has eigenvalues > 1 . These divergences can arise due to numerical inaccuracies in the training moments, or when the spectral function has some weight outside the interval $[-1, 1]$. In the present paper, we renormalize such eigenvalues to unity by $\lambda_i \rightarrow \lambda_i/|\lambda_i|$ [28]. Linear prediction is best suited to reproduce time series (which may contain oscillations) with an exponentially decaying envelope. It is therefore advantageous to use the prediction on the added moments $\mu = \mu^+ + (-1)^n \mu^-$, which will indeed decay exponentially when $A(\omega)$ has no singularities in the expansion interval [24] (see above), rather than on μ^+ and μ^- separately. Similar to the authors of [27], we subdivided our data as $L = T/2$, which we found to give stable and accurate results.

E. Single impurity Anderson model

In general, an impurity model consists of a local interacting quantum system which is in contact with an infinite bath of noninteracting degrees of freedom, typically fermionic ones. In this paper we will focus on the single impurity Anderson model (SIAM) [21], an archetypal impurity model. It consists of a single impurity with interaction, immersed in a sea of noninteracting spin-half fermions, given by the Hamiltonian

$$H = \epsilon_f \sum_{\sigma} n_{0\sigma} + U n_{0\downarrow} n_{0\uparrow} + \sum_{k\sigma} \epsilon_k n_{k\sigma} + \sum_{k,\sigma} V_k c_{0\sigma}^{\dagger} c_{k\sigma} + \text{H.c.} \quad (15)$$

Here, U denotes the interaction, ϵ_k the energy-momentum dispersion of the bath, $n_{k(0)\sigma} = c_{k(0)\sigma}^{\dagger} c_{k(0)\sigma}$, and V_k is the hybridization between impurity states with creation operator $c_{0\sigma}^{\dagger}$ and bath states k with annihilation operator $c_{k\sigma}$. The impurity potential ϵ_f contains the chemical potential μ .

The effect of the bath can be fully described by the spectrum of the hybridization function $\Delta(\omega + i\eta) = \sum_k \frac{|V_k|^2}{\omega + i\eta - \epsilon_k}$, with an imaginary part $\tilde{\Delta}(\omega) \equiv -\frac{1}{\pi} \text{Im}[\Delta(\omega)] = \sum_k |V_k|^2 \delta(\omega - \epsilon_k)$.

Equation (15) can be mapped onto a chain geometry by discretizing this spectrum, and within each subinterval, expanding $c_{k\sigma}$ in plane waves [29]. In the case of a k -independent

hybridization $V_k = V$ and a flat, particle-hole symmetric bath-spectral function $\rho(\omega) = \sum_k \delta(\omega - \epsilon_k) = 1/(2D)$ for $\omega \in [-D, D]$, this mapping can be done analytically when employing a logarithmic discretization $E_n = \pm D \Lambda^{-n}$ (note that the discretization becomes exact only in the limit $\Lambda \rightarrow 1$) [30]. Using $D = 1$ (unless stated otherwise), one obtains

$$H = \epsilon_f \sum_{\sigma} n_{0\sigma} + U n_{0\downarrow} n_{0\uparrow} + \sqrt{\xi_0} \sum_{\sigma} (c_{0\sigma}^{\dagger} c_{1\sigma} + \text{H.c.}) + \sum_{\sigma, n=1}^{\infty} t_n (c_{n\sigma}^{\dagger} c_{n+1\sigma} + \text{H.c.}), \quad (16)$$

where $\xi_0 = V^2$ is the norm of $\tilde{\Delta}(\omega)$. V determines the hybridization strength $\Gamma = \pi V^2 \rho(0)$ and $t_n/D = (1 + \Lambda^{-1})(1 - \Lambda^{-n-1})\Lambda^{-n/2}/(2\sqrt{(1 - \Lambda^{-2n-1})(1 - \Lambda^{-2n-3})})$.

To make it amenable to a numerical treatment, the infinite chain is cut at finite length N , which is equivalent to a low-energy cutoff of the bath degrees of freedom. For other hybridization functions and arbitrary discretizations, one has to resort to numerical techniques [29] with high-precision arithmetics for the mapping of the higher-dimensional impurity problem onto a chain geometry.

The SIAM Hamiltonian in Eq. (16) is the starting point for various numerical schemes [29,31–36] designed to compute ground-state properties as well as dynamical properties of the impurity model, the most famous one being Wilson's numerical renormalization group (NRG) [29,37]. One of the most significant effects of a finite interaction is the redistribution of spectral weight of the impurity spectral function into three distinct features, the so-called upper and lower Hubbard satellites, and a zero-frequency peak, the Abrikosov-Suhl (or Kondo) resonance. The latter shows an exponentially decreasing width with increasing interaction, and determines the low-energy physics of the model. Though NRG yields highly accurate results for this low-energy part of the spectrum, the high-energy features of the spectral function are usually poorly resolved due to the small number of points used in the logarithmic bath discretization at high energies. Typical values of the discretization parameter range from $\Lambda = 1.5$ to 2. Smaller values drastically increase the computational effort for finding the ground state of the system since an increasing number of states has to be kept during the NRG iterations, which eventually becomes impossible to continue. Also, the central assumption of scale separation of energies is no longer valid. Using more sophisticated methods, the resolution at finite frequencies can be improved. In [31,38], the spectral function was obtained by averaging over many different discretizations (z averaging [39]) in combination with using a very narrow broadening of the delta peaks obtained from NRG. This averaging procedure smoothes out the peaked structure of each single NRG spectrum.

An advantage of MPS-based methods over NRG is the possibility to use an arbitrary discretization of the energy mesh for the bath spectral function, which can be used to increase the resolution of high-energy features of the spectral function. In particular, the use of a linear instead of a logarithmic mesh at high energies helps to resolve high-energy features of the spectral function.

Another shortcoming of the NRG is the exponential increase of computational cost with the number of impurity orbitals. For an N_p -orbital model, every orbital couples to its own bath of free electrons. In NRG, all local degrees of freedom have to be treated as a single site, giving a scaling of $N(d^{N_p}\chi)^3$, where d is the local Hilbert space dimension of a single orbital. In contrast, for MPS, a simple unfolding of the problem can reduce the complexity down to $N_p N(d\chi)^3$ for suitable models [40,41]. For the SIAM, one can separate the two spin degrees of freedom by unfolding the chain of spinful electrons into two chains of spinless fermions, interacting with each other at the central sites. All calculations in this paper have been obtained using such a mapping. Thus, in all MPS calculations, the actual chain length used in the simulations was $2N$.

F. Dynamical mean-field theory

Dynamical mean field theory (DMFT) [13–16] is a powerful method for the calculation of properties of strongly correlated models and materials. The central object of this theory is the local Green's function $G(\omega)$ of the full model at a given site. The basic idea of DMFT is to approximate the effect of the interacting lattice electrons surrounding a given site by an appropriately chosen bath of free electrons at energies ϵ_v and hybridization of strength V_v with the local site, yielding a hybridization function $\Delta(\omega_+ \equiv \omega + i\eta) = \sum_v \frac{|V_v|^2}{\omega_+ - \epsilon_v}$. The lattice problem is thus mapped onto an *impurity* problem of SIAM type.

In the DMFT self-consistency cycle, from the self-energy $\Sigma(\omega_+)$, the lattice Green's function $G(\omega_+)$ is calculated through the standard Dyson equation of the lattice. Then a non-interacting impurity Green's function $[\mathcal{G}_0(\omega_+)]^{-1} = \Sigma(\omega_+) + [G(\omega_+)]^{-1}$ defines a SIAM with hybridization $\Delta(\omega_+) = \omega_+ - \epsilon_f - [\mathcal{G}_0(\omega_+)]^{-1}$. We obtain the Green's function $G(\omega_+)$ of this SIAM by our MPS solver; from $G(\omega_+)$ a new self-energy $\Sigma(\omega_+) = [\mathcal{G}_0(\omega_+)]^{-1} - [G(\omega_+)]^{-1}$ is calculated. With this new self-energy the self-consistency cycle is iterated until convergency.

As for the MPS implementation, let us note that the impurity Green's function can be obtained from the Chebyshev moments [20] through

$$G^{\text{imp}}(\omega_+ \equiv \omega + i\eta) = \frac{-i}{\sqrt{1 - (\omega_+)^2}} \times \left(\mu_0 + 2 \sum_{n=1}^{\infty} \mu_n \exp[-in \arccos(\omega_+)] \right). \quad (17)$$

In the calculations, the small imaginary shift η acts as a regularization parameter. It is set to a small nonzero value ($\approx 10^{-5}$) to make sure that the spectral density remains positive even in the presence of small Gibbs-like oscillations at the band edges.

In the present paper, we consider the Hubbard model on a Bethe lattice with infinite connectivity, for which the DMFT gives the exact solution [13,15]. In this special case, the new SIAM hybridization function can also be calculated directly

from the last iteration's Green's function

$$\Delta(\omega_+) = \frac{D^2}{4} G(\omega_+), \quad (18)$$

where D is half the bandwidth of the free lattice model.

III. RESULTS

A. Benchmark: Resonating level model

As a first test for our method, we study the SIAM in the noninteracting limit ($U = 0$), also known as the resonating level model (RLM), which is exactly solvable. We note that in this case the model is equivalent to a spinless fermion model. Each spin component can be treated independently, and unfolding is not necessary. Each component of our method can therefore be benchmarked separately and the calculated quantities can be compared to exact results. For $U = 0$ the Hamiltonian in Eq. (15) contains only quadratic terms, which makes it diagonal in its single-particle eigenbasis. It is therefore easy to perform the recursion relation in Eq. (7) for finite systems of moderate size [$N \sim \mathcal{O}(10^2)$] to generate the exact Chebyshev moments to any order.

Furthermore, for an infinite system, the local Green's function and its spectral function $A(\omega)$ can be computed analytically using an equation-of-motion approach [42]. For a flat density of states of the bath electrons and a constant hybridization V , the exact result is

$$A(\omega) = -\frac{1}{\pi} \text{Im} \left(\frac{1}{\omega - \epsilon_f + \Delta(\omega)} \right), \quad (19)$$

$$\Delta(\omega) = \Gamma \left(i + \frac{1}{\pi} \ln \left(\frac{1 - \omega/D}{1 + \omega/D} \right) \right),$$

where $\Gamma = \pi V^2 \rho(0)$ and $2D$ is the bandwidth of the bath spectral function [31,42]. The results for the RLM are obtained with such a bath, with bandwidth $2D = 2$, $\Gamma = 0.005$, and $\epsilon_f = 0$ (particle-hole symmetric point). The moments of this function can be obtained using numerical integration, and will be referred to as $N = \infty$ results.

1. Linear prediction

We start by comparing the moments obtained by linear prediction with exact moments. In Fig. 1(a), 200 moments to the left of the solid black line were calculated directly from Eq. (7), for an $N = 100$ chain. We used a rescaling of $a = 5$. Note that this implies a rescaled bandwidth $D' = D/a$. The linear prediction algorithm was trained by predicting the 100 moments between the dashed and the solid lines. Subsequently, we predicted 10 000 moments. We note that the exact high-order moments for the finite $N = 100$ chain would contain drastic finite size effects for an order of $n \gtrsim 2500$ and for a rescaling of $a = 5$ (essentially from boundary reflections of the signal generated by applying c^\dagger), visible as a sudden increase in the absolute values of the moments. We also note that much smaller finite size effects are already present for the low-order moments due to finite size effects in the ground state. These become sizable at an order of $n \gtrsim 1000$. We therefore compare the predicted moments to the exact $N = \infty$ ones. Figure 1(a) shows that the predicted moments are very close

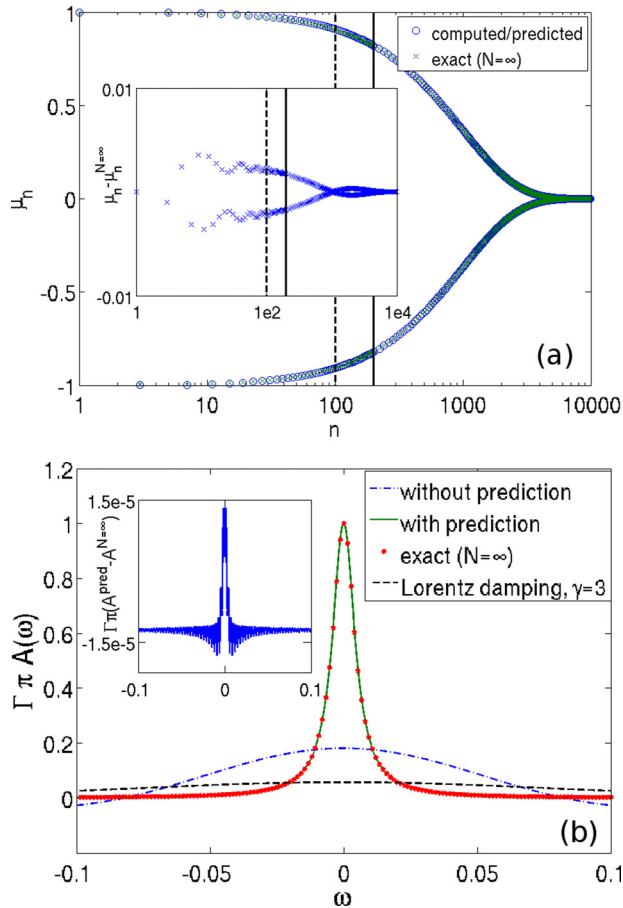


FIG. 1. (Color online) (a) Linear prediction using *exact* Chebyshev moments of an $N = 100$ site RLM chain (circles), compared to exact $N = \infty$ moments (crosses). Only even moments are plotted. The prediction was trained on the 100 moments between the two vertical bars. For better visibility, only every 20th moment is plotted at $n > 200$ (note the logarithmic scale). The inset shows the difference of the computed/predicted moments at $N = 100$ from the exact $N = \infty$ results. (Parameters: $\Lambda = 1.05$, $\Gamma = 0.005$, $\epsilon_f = 0$, $\delta = 10^{-5}$.) (b) Spectral function without (dash-dotted blue line, using 200 moments) and with (solid green line) linear prediction. The dashed black line shows results obtained with Lorentz damping. The red dots represent the exact $N = \infty$ result [Eq. (19)], which is very close to the results with linear prediction. The difference is shown in the inset.

to the exact ones, demonstrating the ability of the method to produce accurate results for Chebyshev moments. For the case $\epsilon_f \neq 0$ (not shown), where the decay of the moments is superimposed on oscillations, we get similar accuracy.

Figure 1(b) shows the corresponding spectra. It should be noted that with increasing expansion order K , i.e. including more Chebyshev moments, the energy resolution of the KPM approximation improves like $1/K$. Linear prediction vastly increases the achievable resolution and also removes spurious oscillations that would result from a hard cutoff of the KPM approximation. We note that the low-energy *bath* resolution using $\Lambda = 1.05$ and $N = 100$ is approximately $\Lambda^{-N/2}/a \approx 0.017$, which is comparable to the width of the Lorentzian in Fig. 1(b). However, the $N = 100$ results for the *spectral function* agree very well with the $N = \infty$ exact results; they

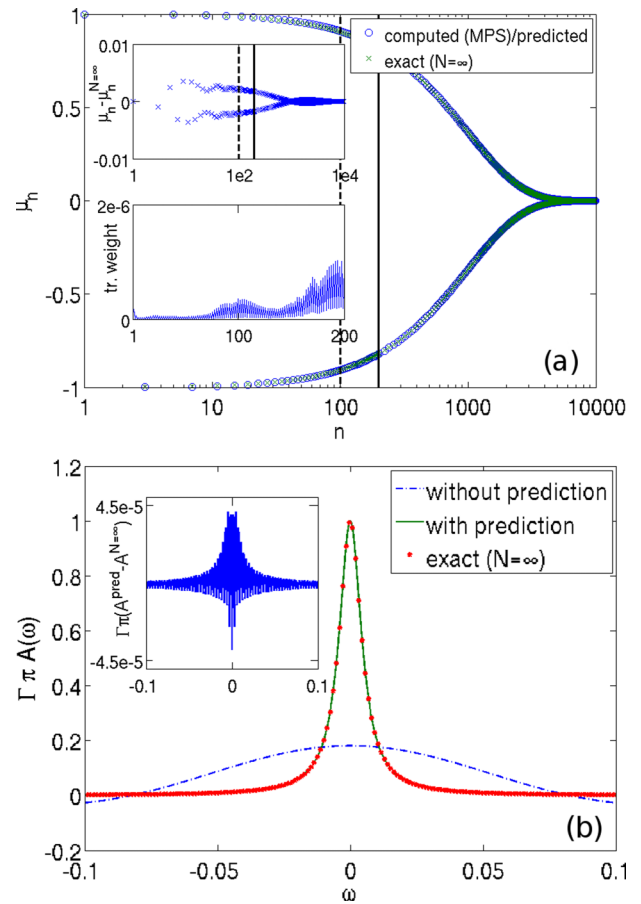


FIG. 2. (Color online) Same as Fig. 1, but with *MPS-computed* Chebyshev moments. (MPS matrix dimension $\chi = 250$, rescaling $a = 5$, $D_{\max} = 20$, $E_{\text{sweep}} = 5$) Lower inset in (a) truncated weight of the first 200 MPS-computed moments.

do not show any broadening on the scale of the bath energy resolution with respect to the exact results.

2. MPS-computed moments

We now turn to the MPS computation of the Chebyshev moments [19]. The RLM is a nontrivial problem to MPS algorithms, even though it is exactly solvable, because of nontrivial entanglement between the orbitals of the chain (see the Appendix). Finite entanglement gives rise to compression errors at finite matrix dimension, and also to energy truncation errors (Sec. II B). These errors can be estimated at each step in the iterative procedure, but to evaluate the overall error, including the effect of error cancellation, one needs the exact Chebyshev moments to compare with. Figure 2(a) shows a comparison of the MPS-computed moments with the exact ones ($N = \infty$). The upper inset shows the difference between the exact and MPS-computed moments and the growth of the truncated weight, respectively. For the noninteracting RLM, the MPS method does in fact yield quasi-exact results. The lower inset shows the truncated weight for the first 200 moments.

We then predicted 10 000 moments from the first 200 MPS-computed moments, and compare the resulting spectrum to the exact result given by Eq. (19), as shown in Fig. 2(b).

Like in Fig. 1(b), with the training moments alone it is not possible to properly resolve the sharp resonance at the Fermi energy. The results are on top of each other, demonstrating that linear prediction based on the MPS-calculation of 200 moments essentially gives exact results for the RLM.

B. Single impurity Anderson model

We now turn to the case of finite interaction strength $U > 0$, which renders the solution of Eq. (15) a highly nontrivial task. This situation is interesting both from a physical point of view and as a numerically demanding benchmark for our method. The calculations in this section are performed for a semicircular bath density of states (DOS) with bandwidth $2D \equiv 2$, $\Gamma = 0.5$, and $\epsilon_f = -U/2$ (particle-hole symmetric point) in the regime $U \geq D$. As a consequence of the large U , there is no conduction electron bath at the energy scale of the Hubbard bands, which results in extremely sharp Hubbard bands. A linear energy discretization corresponding to $N = 120$ sites [29] is used in the calculations throughout this section to properly resolve all the spectral features. For prediction, we used a cutoff $\delta = 10^{-6}$.

Additional benchmark calculations which focus on the more standard situation of a flat and wide ($D > U$) DOS and employ a logarithmic discretization can be found in the Appendix.

1. MPS-computed moments

In Fig. 3 we plot the Chebyshev moments μ_n as obtained from MPS calculations for different values of the interaction strength $U/\Gamma = 2, 4, 6, 8$. For small $U/\Gamma \leq 4$, the moments decay to zero quickly, which indicates a rather featureless spectral function. In such cases, the moments obtained from the MPS calculations already produce good resolution. For $U/\Gamma > 4$, on the other hand, there is a slower decay, related to the emergence of sharp features in the spectral function [36] (see below); hence the linear prediction can significantly improve the energy resolution for the impurity spectral function. For large values of U/Γ , the ground state

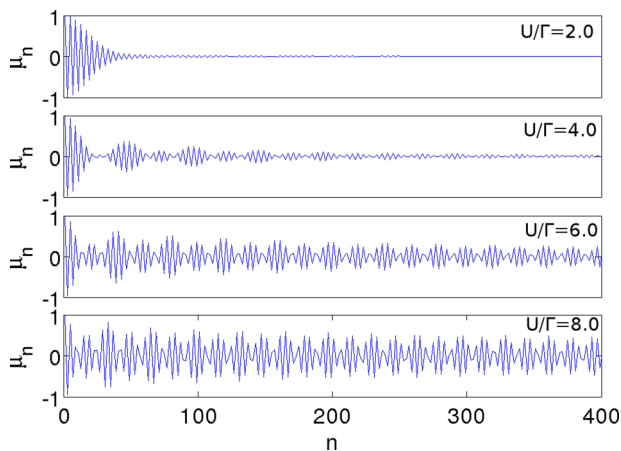


FIG. 3. (Color online) MPS-computed Chebyshev moments of the SIAM for $U/\Gamma = 2, 4, 6, 8$. At large U/Γ , the moments show a much slower decay to zero. (Other parameters: $a = 12$, $\chi = 200$, $D_{\max} = 25$, $E_{\text{sweeps}} = 5$.)

of the system exhibits strong spin fluctuations along the chain, resulting in a strong growth of the site entanglement (see Appendix). In contrast to the noninteracting limit and to the model studied in [19], for the SIAM this entanglement can give rise to serious truncation errors.

2. Linear prediction

While the training moments obtained from the MPS calculation of the noninteracting RLM in Sec. III A were almost exact, the rapid growth of the truncation errors in the interacting case makes the accurate calculation of high-order moments more difficult and the linear prediction even more important. One also needs to consider the effect of truncation errors on the moments within the training window of the linear prediction. That is, the information gained by adding an additional training moment is offset eventually by its numerical error which is passed to the linear prediction. When the

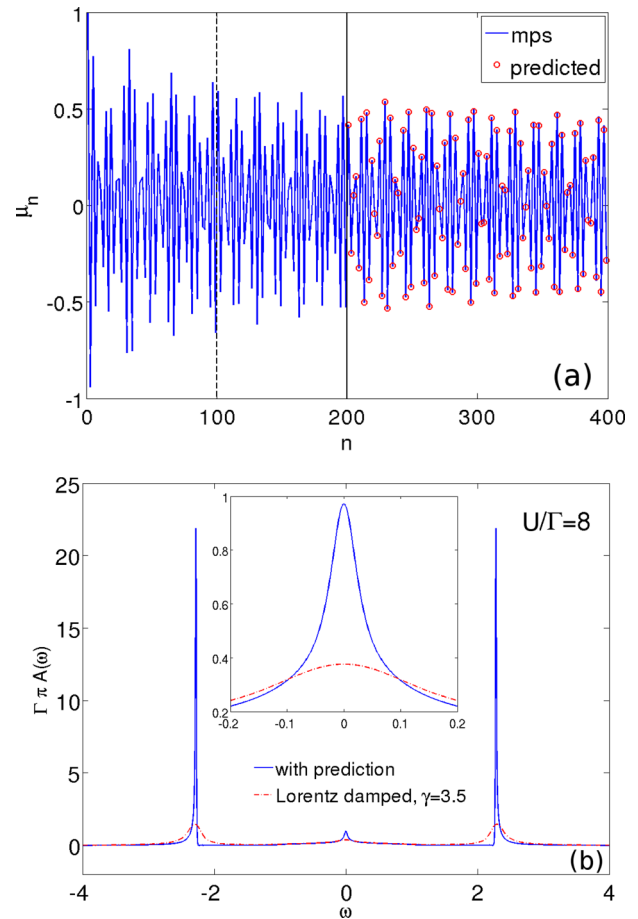


FIG. 4. (Color online) (a) Linear prediction using MPS-computed Chebyshev moments for the SIAM at $U/\Gamma = 8$, $\Gamma = 0.5$. Moments to the left of the black dashed line were taken as input data; moments between the dashed and the solid line were used as training data for the linear prediction algorithm. Only the even moments are plotted. (b) The spectral function (blue line) corresponding to 16 400 linearly predicted moments generated from all 400 MPS-computed moments shown in (a). This is compared to a Lorentz damped spectrum using $\gamma = 3.5$ and the 400 MPS moments (red dashed line). Inset: Magnified region at small frequencies. (Other parameters as in Fig. 3).

truncation errors are small, a large training window can be employed with an excellent result. In Fig. 4(a), we compare MPS-computed Chebyshev moments (blue line) with the ones obtained by linear prediction (red circles), where we used the first 200 moments (black solid line) to train prediction. Figure 4(b) then shows the spectral function obtained with linear prediction trained on all 400 moments. For comparison, we show the spectrum obtained by using Lorentz damping Eq. (10) on the original 400 MPS-computed moments, with damping parameter $\gamma = 3.5$ just high enough to remove oscillations. The figure clearly demonstrates the increase in spectral resolution achieved by linear prediction.

3. Comparison to correction vector method

The correction vector (CV) method [5] and its variational formulation, the DDMRG [6], are considered the methods of choice for high-precision calculations of dynamical spectral functions of 1D quantum systems. Their results are assumed to be quasi-exact in many cases. The drawbacks of CV (DDMRG) are the need for a separate expensive calculation to be done at each frequency ω and an ill-condition matrix inversion which has to be regularized by a finite (large) broadening of the spectral function, after which sharp spectral features need to be extracted by a deconvolution procedure. As a proof of principle, we benchmark our method against results of the CV (DDMRG) [36] in Fig. 5, for $U/\Gamma \in \{2, 4, 6, 8\}$. The results at $U/\Gamma = 8$ are the same as in Fig. 4(b).

We observe the development of sharp side peaks (Hubbard satellites) upon increasing U/Γ . The inset of Fig. 5 shows a zoom onto the zero-frequency region, where with increasing U a narrowing of the zero-frequency peak at $U/\Gamma = 2$ into a sharp (Kondo) resonance is observed. The agreement with the CV (DDMRG) data [36] for $U/\Gamma = 2, 4$ is excellent. For larger $U/\Gamma = 6, 8$, we observe deviations in the heights of (i)

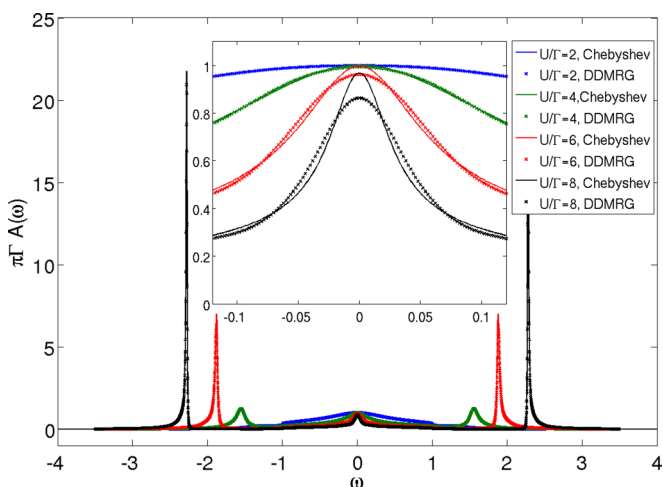


FIG. 5. (Color online) Impurity spectral function of the SIAM for different values of the interaction U , $\Gamma = 0.5$. Solid lines: Spectral function with 400 MPS-computed moments and 16400 further moments from the linear prediction. Symbols: DDMRG results [36] for comparison. Inset: Magnified region at small frequencies. The vertical order of lines in the inset is the same as in the key. (Other parameters as in Fig. 3).

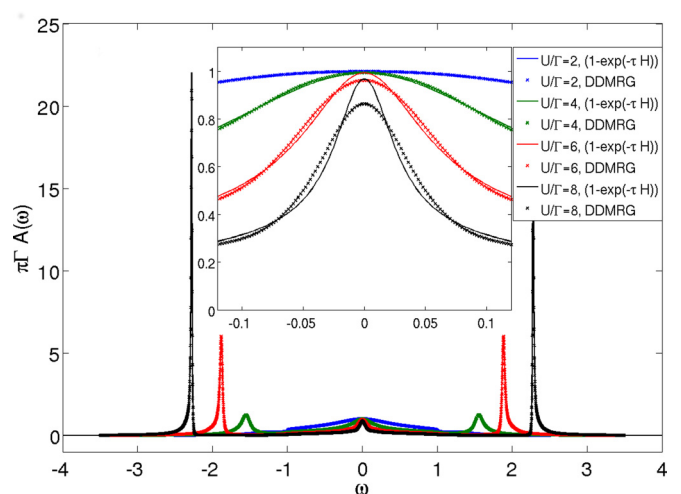


FIG. 6. (Color online) Same as Fig. 5, but using a Chebyshev expansion of $\mathbb{1} - \exp[-\tau(H - E_0)]$ instead of H , with a first-order Suzuki-Trotter decoupling ($\tau = 0.01$, $\chi = 300$). We used 1000 ($U/\Gamma = 2, 4$), 1200 ($U/\Gamma = 6$), and 1500 ($U/\Gamma = 8$) moments to train the linear prediction ($\delta = 10^{-6}$), and predicted 20 000 ($U/\Gamma = 2$), 80 000 ($U/\Gamma = 4, 6$), and 120 000 ($U/\Gamma = 8$) further moments (large number because of small τ).

the Hubbard peaks and of (ii) the Kondo resonance. For the last of these, the pinning criterion $\Gamma\pi A(0) = 1$ [30] is satisfied to a higher accuracy using the Chebyshev expansion with linear prediction than using a maximum entropy deconvolution of the CV raw data. Since the Hubbard satellites are so sharp in this parameter regime, their precise height converges rather slowly with the number of training moments. Also, for $U/\Gamma = 8$, the height of the Hubbard satellites is still very sensitive when doubling the system size from $N = 60$ to $N = 120$. We can thus not make any definite statement if the height is converged.

4. Expansion of $\mathbb{1} - e^{-\tau H}$

From the previous discussion, the drawback of the energy truncation scheme [19] is the introduction of a systematic error which depends quite strongly on the choice of auxiliary parameters a , D_{\max} and E_{sweeps} . In this section, we present first results for the alternate scheme introduced in Sec. II C which employs the expansion of $\mathbb{1} - e^{-\tau(H - E_0)}$. In Fig. 6 we compare results for $\tau = 0.01$ and a first-order Trotter expansion of $\exp[-\tau(H - E_0)]$ against the same DDMRG data as in Fig. 5. The results are virtually indistinguishable from those of Fig. 5 (except for a very slight difference in the height of the Hubbard peaks), thus validating our new approach. The computational time for such a spectrum was about a factor of 10 higher than for the simple approach presented above. However, when a second-order Trotter decomposition is employed, τ can be increased substantially, and the required numerical effort should become comparable to that of the energy truncation scheme.

C. Dynamical mean-field theory

The DMFT maps the Hubbard model on the Bethe lattice onto an iterative solution of the SIAM, with a hybridization function determined by the impurity Greens function obtained

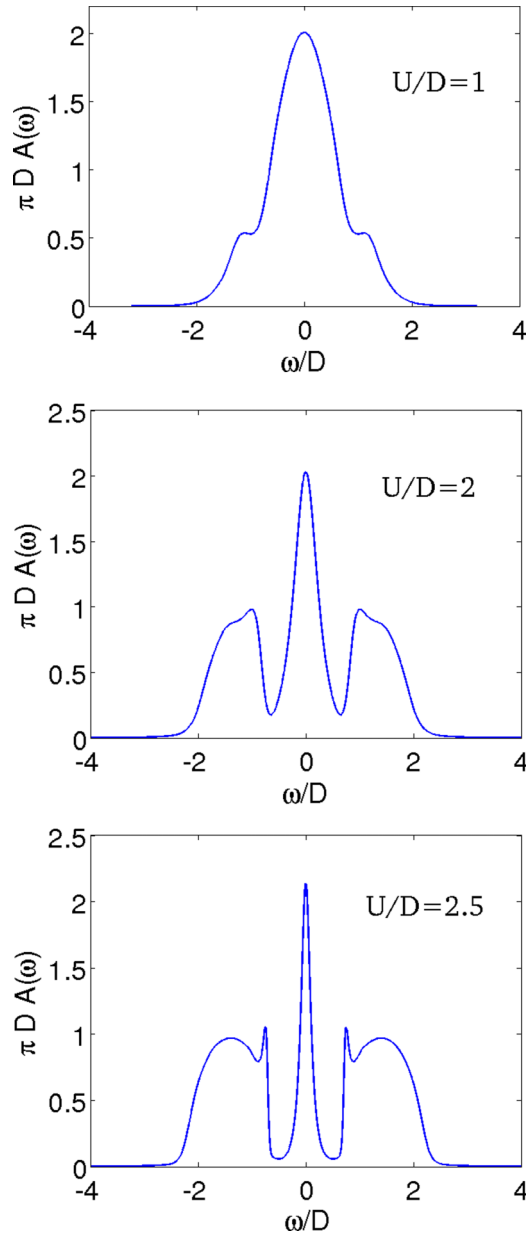


FIG. 7. (Color online) Local spectral function of the Hubbard model on the Bethe lattice for different interactions U . With increasing U , the formation of Hubbard satellites can be observed. Close to the transition, additional peaks develop at the inner edges of the Hubbard bands. (Parameters: Upper panel: $D = 1.00$, $a = 18$, $D_{\max} = 5$, $E_{\text{sweeps}} = 1$, $\chi = 250$, $\delta = 10^{-6}$, 400 moments calculated; Middle panel: $D = 0.25$, $a = 12$, $D_{\max} = 10$, $E_{\text{sweeps}} = 2$, $\chi = 200$, $\delta = 10^{-6}$, 600 moments calculated; Lower panel: $D = 0.25$, $a = 6$, $D_{\max} = 5$, $E_{\text{sweeps}} = 1$, $\chi = 280$, $\delta = 10^{-6}$, 700 moments calculated.

from the previous iteration, as shown in Eq. (18). The DMFT scheme provides the exact solution to this model with an infinite number of neighbors once self-consistency has been reached. Note that for obtaining an accurate DMFT spectrum, additional care is required: The length of the bath chain N needs to be large enough to avoid finite size artifacts and to resolve sharp features that are of physical origin.

In Fig. 7, we show the initial results. They were obtained with a linear discretization of the bath DOS with $N = 120$ sites. We see a narrowing of the quasiparticle peak at $\omega = 0$ with increasing interaction, and the formation of Hubbard satellites at $\omega \approx \pm U/2$ [15,31,38,43–45]. For $U/D = 2.5$, an additional peak in the Hubbard band can be clearly identified. In previous NRG [46] studies, this peak could not be resolved. Our results are compatible with studies using improved resolution NRG [31] and DDMRG [43] in which such a peak has been seen, albeit with conflicting results regarding its sharpness.

IV. CONCLUSION

We proposed two extensions of a recently developed MPS-based method for expanding spectral functions in Chebyshev polynomials [19]. We used the linear prediction algorithm to extrapolate moments up to high orders, which significantly improved the achievable resolution at practically no computational cost. This is especially interesting in systems where strong growth of site-entanglement (bipartite entanglement entropy) prevents one from iterating the recursion to high orders due to increasing truncation effects. We benchmarked the method with the exactly solvable resonating level model, where we obtained highly accurate results. We also investigated the single impurity Anderson model and obtained results which compare very well with spectra obtained from the correction vector method (CV, DDMRG) [36,47], at significantly reduced computational cost [19]. We further applied the method as a high-resolution impurity solver within dynamical mean-field theory [15]. The particular advantages are that (i) the method works at zero temperature and on the real frequency axis, (ii) it works for an *arbitrary* discretization grid of the bath density of states (different from NRG), which allows for good energy resolution at all frequencies, and (iii) it is applicable to any 1D model with short-range interaction. The results confirmed the existence of pronounced peaks at the inner edges of the Hubbard bands in the metallic phase of the Hubbard model. To overcome the shortcomings of energy truncation of the Chebyshev MPS method ([19], we proposed a modified rescaling scheme which employs a Chebyshev expansion of $\mathbb{1} - \exp[-\tau(H - E_0)]$, for which the energy truncation step [19] can be *completely omitted*, at a comparable spectral resolution. The implementation of the scheme is very similar to standard time evolution algorithms [7–10].

Both methods are promising candidates for high resolution, low- T impurity solvers for DMFT. Whereas in NRG more than two orbitals become computationally too demanding, extensions to multi-orbital systems and finite temperatures are within reach of our approach.

ACKNOWLEDGMENTS

We acknowledge financial support by the Austrian Science Fund through SFB ViCoM F41 P03 and P04. Calculations have been done in part on the Vienna Scientific Cluster. We would like to thank U. Schollwöck, S. R. White, Th. Pruschke, and S. Andergassen for interesting discussions, and C. Raas for providing his DDMRG data shown in Figs. 5 and 6.

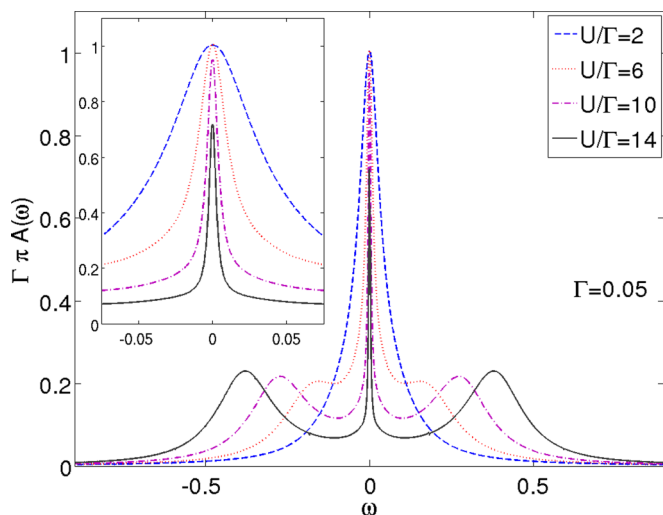


FIG. 8. (Color online) Spectral function of the SIAM for $U/\Gamma = 2, 6, 10, 14$ in the wide band regime ($\Gamma = 0.05, D = 1$). In the central region, one observes a successive narrowing of the zero-frequency peak which results in the Kondo resonance. The outer Hubbard satellites with peak position at $\approx U/2$ are also clearly visible. The inset shows a zoom onto the zero frequency region. (MPS parameters: $\chi = 180, a = 5, D_{\max} = 30, E_{\text{sweeps}} = 5$).

APPENDIX A: Wide rectangular bath DOS

Here we examine the case of a wide band ($U \ll D$) and focus on the low-energy scale associated with the Kondo resonance. A logarithmic discretization mesh $x_n = \Lambda^{-n}$ ($\Lambda = 1.05$), with a chain size of $N = 100$ is used to resolve the sharp resonance (see also the discussion of energy resolution at the end of Sec. III A 1). The results are obtained for a flat conduction band

$$\rho(\omega) = \begin{cases} 1/(2D), & \omega \in [-D, D], \\ 0, & \text{else,} \end{cases} \quad (\text{A1})$$

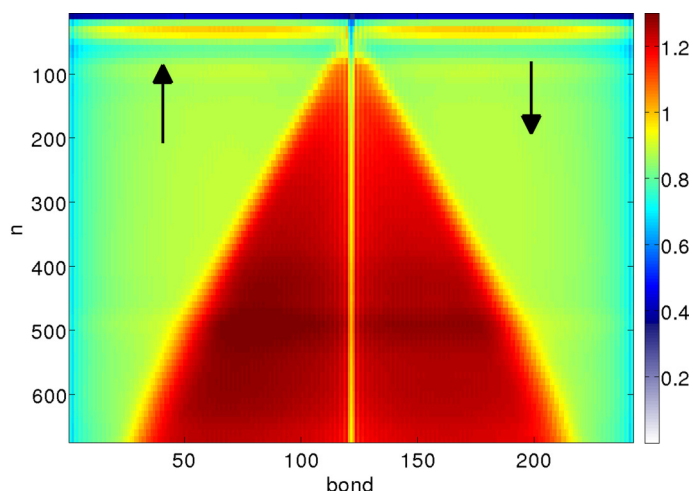
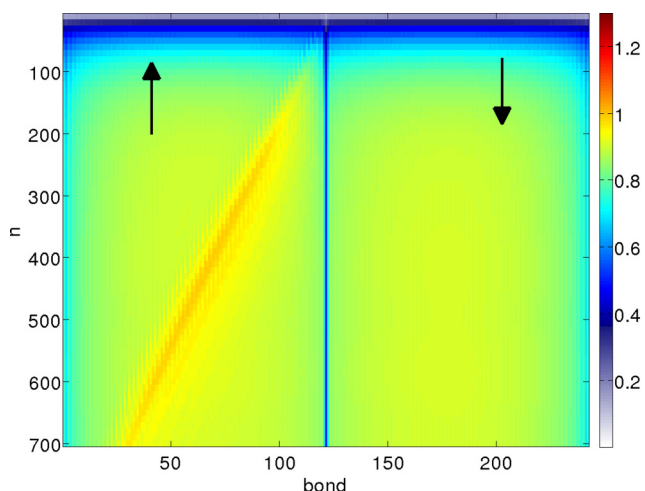


FIG. 9. (Color online) Bipartite entanglement at different bonds (x axis) of the state $|t_n\rangle$ (n on y axis) obtained during calculation of the Chebyshev moments for the up -spin, particle branch of the impurity spectral function of the SIAM (i.e., $|t_0\rangle = c_d^\dagger |\Psi_0\rangle$). The impurity is located at bond 120, with up-spins to the left and down-spins to the right. Left panel: RLM ($U = 0$). Right panel: SIAM for $U = 0.5$. (In both plots, $\Gamma = 0.05, a = 6, N = 120, \chi = 300, D_{\max} = 5, E_{\text{sweeps}} = 1$.)

with bandwidth $2D = 2$, $\epsilon_f = -U/2$ (particle-hole symmetric point), and a hybridization strength $\Gamma = 0.05$.

Figure 8 shows impurity spectral functions for $U/\Gamma = 2, 6, 10, 14$. With increasing U , one observes a narrowing of the central conduction peak, accompanied by the formation of Hubbard satellites at $\omega \approx U/2$. Note the different parameter regime as compared to Fig. 5, where the Hubbard satellites lie well outside the bandwidth of the bath. Now, in the wide bandwidth regime $U \ll D$, the Hubbard satellites are much broader. The inset shows a zoom onto the low-frequency region. Besides the narrowing of the Abrikosov-Suhl resonance, we observe that with increasing U , the pinning criterion is no longer obeyed. This is not unexpected since the lifetime of the quasiparticle scales inversely with the resonance width, leading to an exponential increase in the Chebyshev expansion order needed to resolve this resonance. Using linear prediction increases the achievable resolution, but the results of course also depend on the size of the training set as well as the accuracy of the data. If the set is too small, so that signatures of the resonance are not strong enough to be picked up properly by prediction, it is not fully resolved by the method. Indeed, the height at $\omega = 0$ is sensitive to parameters like the size of the training window and the cutoff δ for inversion. In some cases, it can vary by 20–30%. The exact form of the resonance also depends on the discretization of the band around $\omega = 0$. If the discretization is too crude, we observe in general an underestimation of the height of the resonance.

The Hubbard peaks, on the other hand, are not sensitive at all. Importantly, while the precise height at $\omega = 0$ can be sensitive to the parameters of the calculation, we observe that the *weight* of the resonance, i.e., the integral over the resonance peak, is very stable.

APPENDIX B: Entanglement and truncated weight growth

Time scales for MPS simulations are usually limited by the growth of site entanglement between the separate parts of the quantum system. One (nonunique) way of quantifying

site entanglement is the bipartite entanglement entropy $S_{vN} = -\text{tr}_B(\rho_B \log \rho_B)$ [48], with $\rho_B = \text{tr}_A \rho_{AB}$. ρ_{AB} is the full density matrix of a bipartite quantum system A, B , and tr_A denotes the partial trace over all degrees of freedom in part A of the system. Using MPS with a maximum bond dimension amounts to essentially introducing an upper bound $\sim \log \chi_{\max}$ to S_{vN} . The error of this approximation can be quantified by the truncated weight

$$\epsilon_{tw} = 1 - \sum_{i=1}^{\chi} \lambda_i^2, \quad (\text{B1})$$

where λ_i denotes the Schmidt-coefficients [49] belonging to the bipartition $A : B$ (i.e., λ_i^2 are the simultaneous eigenvalues of ρ_A and ρ_B), and χ is the matrix dimension of the MPS matrices. In our simulations we observed a strong increase of truncated weight which limits the number of computable moments. In Fig. 9, we plot the entanglement entropy for the states $|t_n\rangle$ obtained during the Chebyshev expansion of the positive up-spin part of the spectral function of the SIAM (i.e., $|t_0\rangle = c_{\uparrow}^{\dagger} |\Psi_0\rangle$). The left panel shows results for $U = 0, \Gamma =$

0.05 and a semicircular bath DOS with $D = 1$, discretized into $N = 120$ sites (impurity included). Due to the unfolding, the left side of the plot represents the up spins and the right side the down spins. The added up-spin particle thus travels along the chain and locally increases entanglement around its position. However, after the particle has passed a certain bond, entropy again decreases. Importantly, the signal travels *only in the up-spin branch* due to the missing entanglement between up and down spins in the initial ground state $|\Psi_0\rangle$. The truncated weight for this simulation never exceeds $1e-6$.

The right panel in Fig. 9 shows the same plot for finite $U = 0.5$. Again, we observe a propagating signal, but this time it spreads in both directions, e.g., in the up- and down-spin channel. Furthermore, after the passage of the signal at a certain bond, the entropy increases and remains at this higher value. Both effects are due to the presence of strong correlations in the initial state. Oscillations on top of the signal are due to the change in norm of $|t_n\rangle$ during the simulation. For $n > 300$ the truncated weight already exceeds a value of $1e-3$, and only results for $n < 300$ should be considered as reliable in this simulation.

-
- [1] S. R. White, *Phys. Rev. Lett.* **69**, 2863 (1992).
[2] S. R. White, *Phys. Rev. B* **48**, 10345 (1993).
[3] U. Schollwöck, *Ann. Phys. (NY)* **326**, 96 (2011).
[4] F. Verstraete, V. Murg, and J. I. Cirac, *Adv. Phys.* **57**, 143 (2008).
[5] T. D. Kühner and S. R. White, *Phys. Rev. B* **60**, 335 (1999).
[6] E. Jeckelmann, *Phys. Rev. B* **66**, 045114 (2002).
[7] G. Vidal, *Phys. Rev. Lett.* **93**, 040502 (2004).
[8] G. Vidal, *Phys. Rev. Lett.* **91**, 147902 (2003).
[9] A. J. Daley, C. Kollath, U. Schollwöck, and G. Vidal, *J. Stat. Mech.* (2004) P04005.
[10] S. R. White and A. E. Feiguin, *Phys. Rev. Lett.* **93**, 076401 (2004).
[11] K. A. Hallberg, *Phys. Rev. B* **52**, R9827 (1995).
[12] R. Peters, *Phys. Rev. B* **84**, 075139 (2011).
[13] W. Metzner and D. Vollhardt, *Phys. Rev. Lett.* **62**, 324 (1989).
[14] A. Georges and G. Kotliar, *Phys. Rev. B* **45**, 6479 (1992).
[15] A. Georges, G. Kotliar, W. Krauth, and M. J. Rozenberg, *Rev. Mod. Phys.* **68**, 13 (1996).
[16] A. Georges, *AIP Conf. Proc.* **715**, 3 (2004).
[17] P. E. Dargel, A. Honecker, R. Peters, R. M. Noack, and Th. Pruschke, *Phys. Rev. B* **83**, 161104 (2011).
[18] P. E. Dargel, A. Wöllert, A. Honecker, I. P. McCulloch, U. Schollwöck, and Th. Pruschke, *Phys. Rev. B* **85**, 205119 (2012).
[19] A. Holzner, A. Weichselbaum, I. P. McCulloch, U. Schollwöck, and J. von Delft, *Phys. Rev. B* **83**, 195115 (2011).
[20] A. Weiße, G. Wellein, A. Alvermann, and H. Fehske, *Rev. Mod. Phys.* **78**, 275 (2006).
[21] P. W. Anderson, *Phys. Rev.* **124**, 41 (1961).
[22] R. N. Silver and H. Röder, *Int. J. Mod. Phys. C* **05**, 735 (1994).
[23] R. N. Silver and H. Röder, *Phys. Rev. E* **56**, 4822 (1997).
[24] J. B. Boyd, *Chebyshev and Fourier Spectral Methods* (Dover, Mineola, NY, 2001).
[25] B. Pirvu, V. Murg, J. I. Cirac, and F. Verstraete, *New J. Phys.* **12**, 025012 (2010).
[26] S. R. White and I. Affleck, *Phys. Rev. B* **77**, 134437 (2008).
[27] Th. Barthel, U. Schollwöck, and S. R. White, *Phys. Rev. B* **79**, 245101 (2009).
[28] W. H. Press, S. A. Teukolsky, W. T. Vetterling, and B. P. Flannery, *Numerical Recipes in C*, 3rd ed., (Cambridge University Press, Cambridge, England, 2007), Sec. 13.6.
[29] R. Bulla, Th. A. Costi, and Th. Pruschke, *Rev. Mod. Phys.* **80**, 395 (2008).
[30] A. C. Hewson, *The Kondo Problem to Heavy Fermions* (Cambridge University Press, Cambridge, England, 1997).
[31] R. Zitko and Th. Pruschke, *Phys. Rev. B* **79**, 085106 (2009).
[32] M. Nuss, E. Arrigoni, M. Aichhorn, and W. von der Linden, *Phys. Rev. B* **85**, 235107 (2012).
[33] E. Gull, A. Millis, A. I. Lichtenstein, A. N. Rubtsov, M. Troyer, and Ph. Werner, *Rev. Mod. Phys.* **83**, 349 (2011).
[34] Y. Lu, M. Höppner, O. Gunnarsson, and M. W. Haverkort, arxiv:1402.0807.
[35] A. Weichselbaum, F. Verstraete, U. Schollwöck, J. I. Cirac, and J. von Delft, *Phys. Rev. B* **80**, 165117 (2009).
[36] C. Raas, G. S. Uhrig, and F. B. Anders, *Phys. Rev. B* **69**, 041102 (2004).
[37] K. G. Wilson, *Rev. Mod. Phys.* **47**, 773 (1975).
[38] Z. Osolin and R. Zitko, *Phys. Rev. B* **87**, 245135 (2013).
[39] V. L. Campo and L. N. Oliveira, *Phys. Rev. B* **72**, 104432 (2005).
[40] A. Holzner, A. Weichselbaum, and J. von Delft, *Phys. Rev. B* **81**, 125126 (2010).
[41] H. Saberi, A. Weichselbaum, and J. von Delft, *Phys. Rev. B* **78**, 035124 (2008).
[42] H. Bruus and K. Flensberg, *Many-Body Quantum Theory in Condensed Matter Physics* (Oxford University Press, New York, 2006).

- [43] M. Karski, C. Raas, and G. S. Uhrig, *Phys. Rev. B* **77**, 075116 (2008).
- [44] D. J. García, K. Hallberg, and M. J. Rozenberg, *Phys. Rev. Lett.* **93**, 246403 (2004).
- [45] S. Nishimoto, F. Gebhard, and E. Jeckelmann, *J. Phy. Cond. Mat.* **16**, 7063 (2004).
- [46] R. Bulla, *Phys. Rev. Lett.* **83**, 136 (1999).
- [47] C. Raas and G. S. Uhrig, *Eur. Phys. J. B* **45**, 293 (2005).
- [48] J. Eisert, M. Cramer, and M. B. Plenio, *Rev. Mod. Phys.* **82**, 277 (2010).
- [49] M. A. Nielsen and I. L. Chuang, *Quantum Computation and Quantum Information* (Cambridge University Press, Cambridge, England, 2000).